



# Overview of Fastening Tools Trade Statistics of Brazil in 2023

## 2023巴西緊固工具貿易統計

### ◆ Global Market Overview

The global fastening tools market, encompassing a wide array of hand tools, power tools, and pneumatic tools, is poised for substantial growth in the coming years. Among these, the segment of power fastening tools stands out with a projected value of US\$ 4,096.1 million by the end of 2026. This expansion underscores the increasing demand for efficient and high-performance tools across various industries, including construction, automotive, and manufacturing sectors worldwide.

### ◆ Driving Forces Behind Market Growth

**Automobile Industry Surge:** The global automotive industry, experiencing strong growth and profits, has contributed significantly to the demand for fastening power tools. These tools play a vital role in manufacturing and assembling automobiles, and the industry's expansion, driven by improving economic conditions in emerging markets and rapid urbanization, has boosted sales.

**Semiconductor Manufacturing:** The demand for consumer electronics with enhanced functionality, higher performance, and longer operating times has prompted semiconductor manufacturers to seek quicker ways to deliver end-user products. Fastening power tools are instrumental in achieving precise and stable measurements, facilitating close control of microenvironments in semiconductor tool manufacturing.

**Safety and Productivity Awareness:** Increased awareness among employers about the importance of fastening power tools in reducing accidents, fatalities, and injuries, especially in industries such as mining, construction, oil & gas, and chemicals, has led to widespread adoption by the labor workforce. These tools not only enhance safety but also increase productivity, encouraging their use across various workflow stages.

**Rise of DIY Trends:** Developed regions like North America and Europe have witnessed a growing preference for DIY (Do-It-Yourself) activities related to home improvement and small maintenance tasks. Manufacturers are responding by offering compact, portable, and cost-efficient tool solutions to cater to household users. This trend is gaining momentum in developing markets as well, including Brazil.

### ◆ Brazil Market Overview

**The Brazilian industrial fasteners market, encompassing both fasteners and fastening tools, has witnessed substantial growth. This growth is driven by urbanization, infrastructure development, and the expansion of the automotive sector. The market is anticipated to maintain a compound annual growth rate (CAGR) of approximately 6% from 2024 to 2029, supported by several key drivers:**

**Construction and Infrastructure:** The Brazilian government's focus on infrastructure projects, including roads, bridges, and residential buildings, has significantly boosted the demand for fastening tools. These projects require high-quality tools to ensure the efficient completion of construction tasks.



**Automotive Industry: The automotive sector in Brazil is a major consumer of fastening tools, driven by the shift towards electric vehicles (EVs) and the expansion of manufacturing facilities.** This trend has increased the demand for both hand tools and power fastening tools in the country.

**Technological Advancements:** Continuous innovations in fastening tool technology, aimed at enhancing durability and efficiency, have further stimulated market growth. Manufacturers are increasingly investing in research and development to meet the evolving needs of various industries.

## Trade Statistics for 2023

To provide a comprehensive overview, let's examine the import and export data of key categories of fastening tools in Brazil for the year 2023:

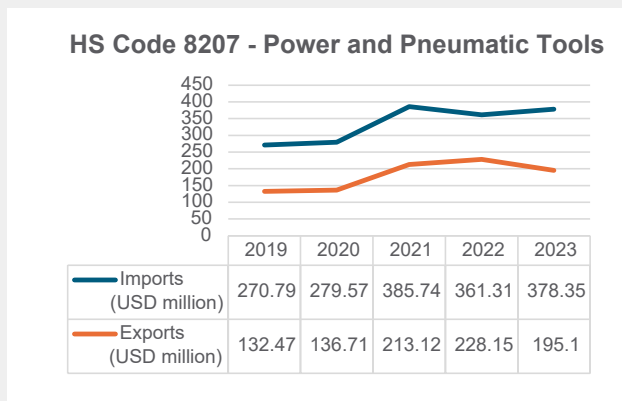
HS Code	Category	Imports (USD million)	Exports (USD million)
8467	Power and Pneumatic Tools	378.35	195.10
8205	Hand Tools	76.18	17.36
8207	Interchangeable Tools	247.31	139.02

## Analysis of Trade Data

### Power and Pneumatic Tools (HS Code 8467):

#### i) 2023

- Imports:** Brazil imported USD 378.35 million worth of power and pneumatic tools in 2023, indicating a steady demand for advanced industrial tools. The main suppliers included the United States, China, and Japan, known for their technological expertise and diverse product offerings.
- Exports:** Brazilian exports of power and pneumatic tools amounted to USD 195.10 million in 2023, highlighting Brazil's competitiveness in regional markets and its ability to meet international standards.



#### ii) 2019 - 2023

- Imports of power and pneumatic tools (HS code 8207) displayed significant fluctuations from USD 270.79 million in 2019 to USD 378.35 million in 2023. The peak in imports in 2021 at USD 385.74 million suggests heightened

demand driven by infrastructure development and industrial expansions. The subsequent stabilization reflects Brazil's adaptation to economic fluctuations and its capacity to adjust import volumes based on market conditions and project demands.

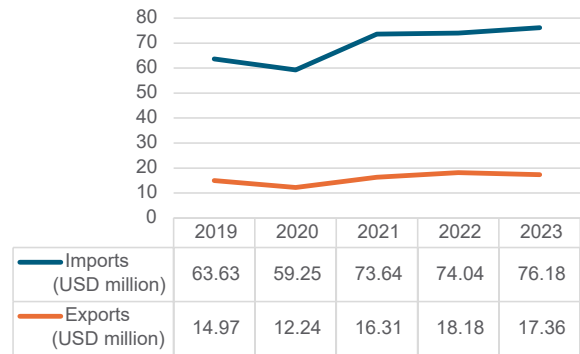
- Brazil's exports of power and pneumatic tools followed a similar pattern, starting at USD 132.47 million in 2019, peaking at USD 228.15 million in 2022, and decreasing to USD 195.10 million in 2023. The significant increase in exports in 2022 highlights Brazil's strategic market positioning and competitive advantage in manufacturing these tools. The slight decline in 2023 could be influenced by global economic uncertainties or changes in market dynamics. Nonetheless, Brazil's export performance underscores its capability to meet the international demand for quality power and pneumatic tools, reinforcing its role as a key player in the global market.

### Hand Tools (HS Code 8205):

#### i) 2023

- Imports:** Hand tool imports reached USD 76.18 million in 2023, reflecting sustained demand from construction and DIY sectors. Key suppliers included China, Taiwan, and Germany, providing a variety of hand tools catering to professional and consumer markets.
- Exports:** Despite challenges, Brazilian exports of hand tools totalled USD 17.36 million in 2023, showcasing Brazil's capability to compete in global markets with high-quality products.

HS Code 8205 - Hand Tools



#### ii) 2019 - 2023

- Imports of hand tools (HS code 8205) into Brazil demonstrated consistent growth from USD 63.63 million in 2019 to USD 76.18 million in 2023. This growth trajectory signifies sustained demand in the construction and manufacturing sectors, where hand tools are essential for various assembly and maintenance tasks. The steady increase in imports reflects Brazil's reliance on imported hand tools to meet domestic demand, driven by the country's expanding infrastructure projects and industrial activities.
- In contrast to imports, exports of hand tools from Brazil fluctuated slightly from USD 12.24 million in 2020 to USD 18.18 million in 2022, with a slight decrease to USD 17.36 million in 2023. Despite the minor fluctuations, Brazil maintains a stable presence in the global hand tools market,

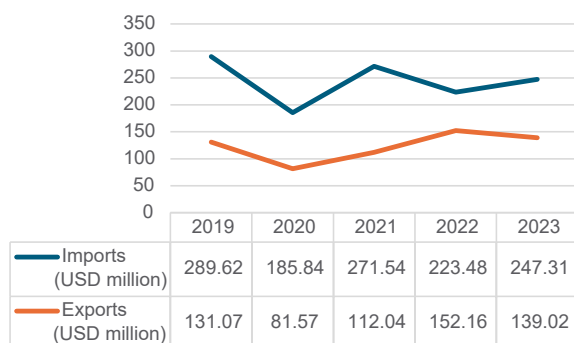
catering to niche segments with specialized products. The stability in exports underscores Brazil's competitiveness in offering quality hand tools suited for various applications, ensuring continued demand from international markets.

### Interchangeable Tools (HS Code 8207):

#### i) 2023

- **Imports: Brazil imported USD 247.31 million worth of interchangeable tools in 2023, and sourced primarily from Germany, China, and the United States.** These tools are essential in industrial applications, supporting manufacturing and construction activities.
- **Exports: Exports of interchangeable tools amounted to USD 139.02 million in 2023,** demonstrating Brazil's strategic role in supplying specialized tools to neighbouring Latin American countries and emerging markets in Africa.

#### HS Code 4767 - Interchangeable Tools



#### ii) 2019 - 2023

- The imports of interchangeable tools (HS code 4767) into Brazil exhibited notable fluctuations from 2019 to 2023. Starting at USD 289.62 million in 2019, imports decreased to USD 185.84 million in 2020, reflecting a 35.8% decline year-on-year. This decline could be attributed to various factors, including economic uncertainties and reduced industrial activities during the initial stages of the COVID-19 pandemic. The subsequent recovery to USD 271.54 million in 2021 suggests a rebound in industrial demand and infrastructure projects. The stabilization in imports indicates Brazil's resilience in maintaining supply chains despite global economic challenges.
- On the export side, Brazil saw exports of interchangeable tools begin at USD 131.07 million in 2019, peaking at USD 152.16 million in 2022, before declining to USD 139.02 million in 2023. The peak in exports in 2022 likely resulted from increased global demand for Brazilian-manufactured tools, driven by competitive pricing and quality standards. The slight decline in 2023 could be attributed to market saturation or temporary shifts in global demand patterns. Brazil's competitive edge in exporting these tools is bolstered by its established manufacturing capabilities and adherence to international quality standards, enabling penetration into Latin American and other global markets.

## Market Insights and Trends

1. **Sectoral Demand:** The construction sector remained a key driver of demand for fastening tools, supported by ongoing infrastructure projects and urban development initiatives across Brazil.
2. **Automotive Sector:** With investments in electric vehicles and traditional automotive production, the automotive sector continued to drive demand for advanced fastening solutions that enhance efficiency and product quality.
3. **Technological Advancements:** The adoption of cordless and battery-powered tools expanded, driven by their convenience, mobility, and environmental benefits. These tools are increasingly preferred in both professional and DIY applications.

## Trade Dynamics

- **Imports Origins: The United States, China, and Germany were primary sources of imported fastening tools into Brazil in 2023,** providing technological leadership and comprehensive product ranges.
- **Export Destinations: Brazilian fastening tools were predominantly exported to Latin American countries and emerging markets in Africa,** leveraging competitive pricing and superior product quality.

## Conclusion

In conclusion, the fastening tools market in Brazil in 2023 demonstrated resilience and growth amid evolving industry demands and global economic challenges. The country's strategic position as both a consumer and producer of fastening tools underscores its importance in the global market. Moving forward, investments in technology, adherence to quality standards, and strategic trade partnerships will be pivotal in sustaining growth and enhancing Brazil's competitiveness in the fastening tools industry.

This article provides a comprehensive analysis of the trade dynamics, market trends, and insights crucial for stakeholders and industry participants operating in Brazil's fastening tools market in 2023. ■

#### Sources:

- *Brazil Industrial Fasteners Market Overview, 2029*, by Bona Fide Research
- *ITC Trade Map, Trade Statistics for International Business Development*
- *Brazil Fastening Power Tools Market, (2024-2030)*, by 6Wresearch
- *Fastening Power Tools Market - Global Industry Analysis, Size, Share, Growth, Trends, and Forecast 2031*, by Research and Markets