



Financial Reports of Fastening Tool Companies



緊固工具大廠財報




Compiled by Fastener World / Updated on March 19, 2024

Monetary unit in millions

 Taiwan (NTD)							
	Financial Year	Revenue	Gross Profit	Operating Income	Pre-tax Income (Loss)	Net Income (Loss)	2023 vs. 2022 Total Assets
MOBILETRON™	2023	4,003.635	768.100	(242.676)	(208.801)	(129.448)	8,399.973 vs. 8,047.900
	2022	3,365.416	876.139	(91.857)	(41.334)	(41.279)	
	Change (%)	18.9	-12.3	---	---	---	

 U.S.A (USD)							
	Financial Year	Net Sales	Gross Profit	Operating Income (Loss)	Pre-tax Income (Loss)	Net Income (Loss)	2023 vs. 2022 Total Assets
GRAINGER®	2023	16,478	6,496	2,565	2,500	1,829	8,147 vs. 7,588
	2022	15,228	5,849	2,215	2,146	1,547	
	Change (%)	8.2	11.0	15.8	16.4	18.2	
TW	2023	16,107	---	4,040	3,823	2,957	15,518 vs. 15,422
	2022	15,932	---	3,790	3,842	3,034	
	Change (%)	1.0	---	6.5	-0.4	-2.5	
IR Ingersoll Rand	2023	6,876.1	2,882.2	1,164.3	1,031.1	785.1	15,563.5 vs. 14,765.9
	2022	5,916.3	2,325.6	817.3	742.2	608.5	
	Change (%)	16.2	23.9	42.4	38.9	29.0	
SIMPSON Manufacturing COMPANY™	2023	2,213.803	1,043.755	475.149	476.547	353.987	2,704.724 vs. 2,503.971
	2022	2,116.087	941.293	459.067	448.065	333.995	
	Change (%)	4.6	10.8	3.5	6.3	5.9	
Snap-on	2023	4,730.2	2,349.1	1,310.4	1,328.0	1,011.1	7,544.9 vs. 6,972.8
	2022	4,492.8	2,181.1	1,207.2	1,202.6	911.7	
	Change (%)	5.2	7.7	8.5	10.4	10.9	
Stanley Black & Decker	2023	15,781.1	11,848.5	(3.2)	(375.7)	(310.5)	23,663.8 vs. 24,963.3
	2022	16,947.4	12,663.3	321.7	37.9	1,062.5	
	Change (%)	-6.8	-6.4	---	---	---	

 Europe (CHF)						
	Financial Year	Sales	Operating Result	Pre-tax Income	Net Income	2023 vs. 2022 Total Assets
	2023	6,520	770	700	560	7,704
	2022	6,347	731	668	565	vs. 7,426
	Change (%)	2.7	5.3	4.7	-0.8	

 Japan (JPN)						
	Financial Year	Revenue	Operating Profit	Ordinary Profit	Net Profit	2023 vs. 2022 Total Assets
	2023	147,703	19,800	21,350	14,307	
	2022	142,525	21,898	23,648	16,534	250,124
	Change (%)	3.6	-9.6	-9.7	-13.5	vs.
	2024 Prospect	153,000	23,000	23,000	15,500	228,852
	Change (%)	3.6	16.2	7.7	8.3	
	2023	6,800	1,222	1,266	866	
	2022	6,446	985	1,086	692	11,345
	Change (%)	5.5	24.0	16.6	25.1	vs.
	2024 Prospect	7,980	1,450	1,480	1,000	9,972
	Change (%)	17.3	18.6	16.8	15.4	

Stainless Steel Cable Ties & Hose Clamps





Registration No. : 027600





Cheng Heng Industrial Co., Ltd.

586, Sec. 9, Xiangshang Rd., Wuqi Dist., Taichung City 43547, Taiwan
 Tel : 886-4-2639-2967 Fax : 886-4-2639-2963

www.hoseclamp.com.tw
 E-mail : hose.clamp@msa.hinet.net
www.fastener-world.com/en/supplier/chico



Hardware & Fastener Components - no.62/2024