

2020 Fastener Companies Financial Reports

Compiled by Fastener World, Updated on Jan. 22, 2021
Monetary unit in millions



USA

(USD)



Period		Sales	Pre-tax Income (Loss)	Net Income (Loss)	Total Assets
Year Ended Dec.	2020	9,286	173	(170)	14,864 as of Dec. 2020 vs. 14,631 as of Dec. 2019
	2019	10,433	(438)	(1,125)	
	Change (%)	-10.9	---	---	



Period		Revenue	Operating Income	Pre-tax Income	Net Income	Total Assets
Year Ended Aug.	2020	225.245	10.441	10.967	7.717	106.453 as of Aug. 2020 vs. 92.878 as of Aug. 2019
	2019	221.241	13.020	12.972	9.356	
	Change (%)	+1.8	-19.8	-15.4	-17.5	



Period		Net Sales	Gross Profit	Operating Income	Pre-tax Income	Net Income	Total Assets
Year Ended Dec.	2020	5,647.3	2,567.8	1,141.8	1,132.7	859.1	3,964.7 as of Dec. 2020 vs. 3,799.9 as of Dec. 2019
	2019	5,333.7	2,515.4	1,057.2	1,043.7	790.9	
	Change (%)	+5.8	+2.0	+8.0	+8.5	+8.6	



Period		Net Sales	Gross Profit	Operating Income	Pre-tax Income	Net Income	Total Assets
Year Ended Aug.	2020	3,192.399	1,343.322	350.740	334.250	251.117	2,382.430 as of Aug. 2020 vs. 2,311.237 as of Aug. 2019
	2019	3,363.817	1,432.043	399.996	383.129	288.865	
	Change (%)	-5.0	-6.1	-12.3	-12.7	-13.0	



Europe




(GBP)





Period		Revenue	Gross Profit	Operating Profit	Pretax Profit	Net Profit (Loss)	Total Assets
Year Ended Mar.	2020	200.221	55.107	4.077	3.042	(238)	216.138 as of Mar. 2020 vs. 204.567 as of Mar. 2019
	2019	208.952	62.635	17.096	16.421	12.244	
	Change (%)	-4.1	-12.0	-76.1	-81.4	---	



Japan & South Korea

		Period	Revenue	Operating Profit	Ordinary Profit	Net Profit (Loss)	Total Assets
 (JPN)	Year Ended Jun.	2020	12,468	16	108	(184)	14,517 as of Jun. 2020 vs. 15,535 as of Jun. 2019
		2019	14,567	585	668	472	
		Change (%)	-14.4	-97.2	-83.8	---	
	Prospect for Year Ended Jun.	2021	11,142	27	105	73	
Change (%)		-10.6	+70.2	-2.3	---		

		Period	Sales	Gross Profit	Operating Profit	Adjusted Earnings After Tax	Total Assets
 Pung Kang (KRW)	Year Ended Aug.	2020	63,714	7,653	219	160	83,048 as of Aug. 2020 vs. 88,126 as of Aug. 2019
		2019	80,282	9,144	1,368	1,041	
		Change (%)	-20.6	-16.3	-83.9	-84.6	

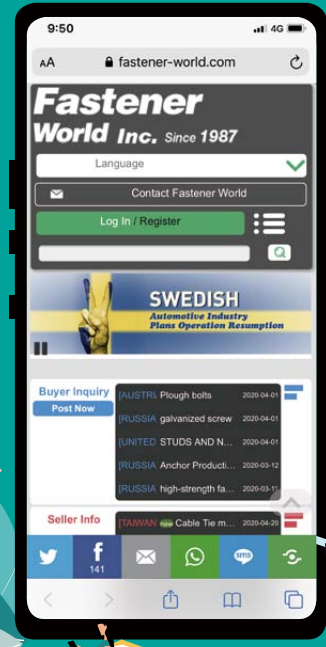


Get access to **100,000+** suppliers & buyers with just one click

Everyone is using this  **www.fastener-world.com**


FASTENER
WORLD


Please contact the Sales Dept. of Fastener World
 886-6-295 4000
 foreign@fastener-world.com.tw







Southeast Asia

 Chin Well HOLDINGS BERHAD (MYR)	Period		Revenue	Gross profit	Operating profit	Pre-tax Profit	Net Profit	Total Assets
	Year Ended Jun.	2020	534.907	48.282	9.714	7.300	2.417	289.250 as of Jun. 2020 vs. 277.444 as of Jun. 2019
2019		680.729	97.961	71.846	68.822	57.578		
Change (%)		-21.4	-50.7	-86.4	-89.3	-95.8		

 Panchmahal Steel Limited (INR)	Period		Total Income	Pre-tax Profit (Loss)	Net Profit (Loss)	Total Assets
	Year Ended Mar.	2020	3,325.019	(151.938)	(322.123)	2,527.309 as of Mar. 2020 vs. 2,820.867 as of Mar. 2019
2019		4,552.456	37.996	25.585		
Change (%)		-26.9	---	---		

 SIMMONDS MARSHALL LIMITED (INR)	Period		Total Income	Pre-tax Profit (Loss)	Net Profit (Loss)	Total Assets
	Year Ended Mar.	2020	1,518.753	(106.527)	(77.516)	1,399.809 as of Mar. 2020 vs. 1,408.142 as of Mar. 2019
2019		1,955.478	77.557	58.623		
Change (%)		-22.3	---	---		

 (INR)	Period		Total Income	Pre-tax Profit (Loss)	Net Profit (Loss)	Total Assets
	Year Ended Mar.	2020	31,450.1	3,764.0	3,140.4	32,315.2 as of Mar. 2020 vs. 33,963.5 as of Mar. 2019
2019		40,198.9	6,196.9	4,361.9		
Change (%)		-21.7	-39.2	-26.9		



DONGGUAN GRAND METAL MANUFACTORY

Tel: +86-139-29204841 / Fax: +86-769-85161021 / E-mail: zhuyb@grandametal.com

www.grandametal.com



Main Products:

- ▶ Self-Clinching Studs, Nuts, Standoffs
- ▶ Rivet Bushes
- ▶ Welding Studs and Standoffs
- ▶ Brass Inserts for Plastics
- ▶ Cage Nuts
- ▶ Rivet Nuts
- ▶ Customized Parts via Cold Forging, CNC, Turned

www.grandametal.com

Strengths:

- ✓ Producer in China
- ✓ ISO 9001:2015 and IATF16949 certificated
- ✓ PPAP package and IMDS for automotive industry
- ✓ Automatic Optical Sorting 100%
- ✓ Full range for sheet metal fasteners and 200 million stocks

